


SecureSpan™ Laminoplasty Fixation System

Safe and Effective



Aesculap Spine

AESCULAP
Implant Systems


SecureSpan™ Laminoplasty Fixation System

Safe and Effective

The SecureSpan Laminoplasty Fixation System provides a comprehensive solution, which enables a safe, quick and effective fixation for Laminoplasty procedures.


SecureSpan Offers Unique Benefits to the Surgeon




- Solid connection between Screw and Screwdriver
 - For improved handling, the self-retaining screwdriver keeps the screw fixed while being implanted.
- Color Coded Implants
 - Color-coded implants eases visual identification of the correct implant size.
- Variety of Implant sizes
 - Comprehensive size offering provides range of options when choosing the best size to fit each patient's anatomy.



Instrumentation

- Ergonomic
 - One-handed operation of key instruments maximizes comfort in hand.
 - Easy On/Off Screw Connection speeds implantation.
- Designed with patient safety in mind
 - Instrument size and angle avoids disruption within the surgical site.
 - Screwdriver retains implant until properly placed.
- Assembling Block
 - Assembling block allows for secure assembly of the plate and allograft.
 - Device facilitates an efficient method of construct assembly.





Implants

SecureSpan™ plates and screws secure the allograft in place after the laminoplasty procedure. The screws and plates come in a variety of sizes for maximized intraoperative flexibility.

- The implants are color-coded for easy identification
- Plates are available in 5 sizes based on the laminar gap
 - 4 mm, 6 mm, 8 mm, 10 mm and 12 mm
- 2 mm diameter plate attachment screws are offered in lengths of:
 - 4 mm, 5 mm, 6 mm, 8 mm, 10 mm and 12 mm
- 2.4 mm diameter rescue screws are offered in lengths of:
 - 5 mm, 6 mm, 7 mm, 9 mm, 11 mm and 13 mm

Allograft

- Machined cortical bone allograft is available through a distribution agreement with RTI Biologics in lengths of 4 mm, 6 mm, 8 mm, 10 mm and 12 mm
- The allograft implant incorporates grooves at each end which allow a better fit to the ends of the lamina and secure connection to the instrumentation



All rights reserved. Technical alterations are possible. This leaflet may be used for no other purposes than offering, buying and selling of our products. No part may be copied or reproduced in any form. In the case of misuse we retain the rights to recall our catalogs and price lists and to take legal actions.

©2015 AESCULAP. ALL RIGHTS RESERVED. PRINTED IN THE USA.
Aesculap is an equal opportunity employer

Aesculap Implant Systems, LLC | 3773 Corporate Parkway | Center Valley, PA | 18034
Phone 866-229-3002 | Fax 610-984-9096 | www.aesculapimplantsystems.com

Aesculap Implant Systems, LLC - a B. Braun company

DOC945 Rev B 500 5/15